

LIFE

STANDARD OR "HIGH CUP"
1 TO 3 GROUPS



Extraction temperature stability and group adjustment of temperatures. LIFE and LIFE HIGH CUP prove their performances whomever the user, the environment and the coffee volume.

Retractable and stable drawers allow working with smaller cups (optional)

Aroma Perfect group patent by Reneka

Customizable Brewing: Choose your perfect cup with easy-to-program coffee volume settings. Effortless Operation: Simple button sequences initiate a thorough, automatic cleaning cycle.

Cup heater

Temperature spikes prevention systems

Hot water tap: adjustable temperature and two programmable volume doses

510 / 600 mm

510 mm

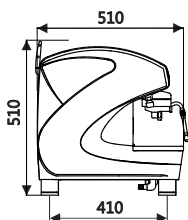
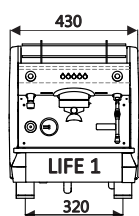
710 mm

Adjustable feet

LATTE ART nozzle with temperature sensors. Make your milk foam easily, without ever burning it, thanks to the new RENEKA patent. Also available in double "Latte Art" and "PEEK Plastic" (Optional).

Reneka Life 2 groups white side panels HIGH CUP & LATTE ART

LIFE

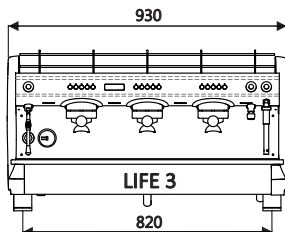
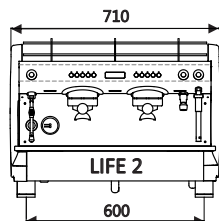


Eco mode switch: at night and between services lower the boiler's temperature to 80° C. to save energy and money.

Boiler temperature stability: thanks to an electronic PID control with a 0,5°C precision.

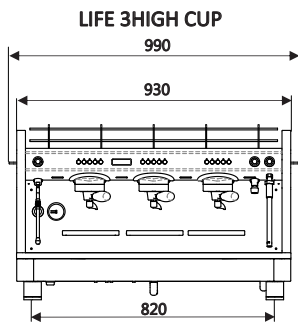
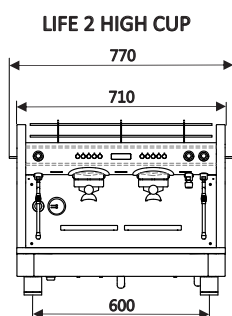
Rotary pump with magnetic coupling: quiet and durable. 120 L/h on 1 and 2 groups, 200 L/h on 3 groups.

Integrated "cold" water mixer tap: adjust independently of each groups temperature thanks to the GID-R.



	LIFE 1	LIFE 2	LIFE 3
Dry weight (kg) Leergewicht (kg) Poids net à vide (kg)	42	60	80
Gross weight with packing (kg) Leergewicht mit Verpackung (kg) Poids net à vide avec emballage (kg)	57	80	100

LIFE HIGH CUP



	LIFE 2 H.C.	LIFE 3 H.C.
Dry weight (kg) Leergewicht (kg) Poids net à vide (kg)	76	95
Gross weight with packing (kg) Leergewicht mit Verpackung (kg) Poids net à vide avec emballage (kg)	96	115

		LIFE		
		1 group	2 groups	3 groups
Electricity	Supply voltage	230V / 50-60Hz	400V / 50-60Hz 230V / 50-60Hz	400V / 50-60Hz 230V / 50-60Hz
	Heating power (230v mono)	2100W	3100W	4000W
	Heating power (400v tri)	X	3800W	6000W
	Maximum consumption mono	2300W 10 Amp	3300W 15,5 Amp	4200W 19 Amp
	Maximum consumption (400v tri)	X	4000W 7 Amp	6200W 10 Amp / phase
Volumes	Total boiler volume	5,8 L	10 L	16,5L
	Hot water volume	4,8 L	7,5 L	12 L
Dimensions (in millimeters)	Width	430	710	940
	Depth	510	510	510
	Height	510	510	510
	Weight (kg)	42	60	80

Special fonctions	Latte Art	OPTION	OPTION	OPTION
	Double Latte Art	NO	OPTION	OPTION
	Mixed hot water	YES	YES	YES
	Mode ECO	YES	YES	YES
	timer functions: start -up programmed ECO mode	YES	YES	YES